



PLUCKEMIN  
MEDICAL  
EQUIPMENT AND  
SUPPLIES CATALOG-  
PEDIATRIC

PLEASE CALL 908-396-6057 TO  
SEE IF ITEMS ARE IN STOCK

VISIT OUR WEBSITE: [PPCMEM.ORG](http://PPCMEM.ORG)  
FOLLOW US ON FACEBOOK

## Table of Contents

<b>WHEELCHAIRS</b> .....	2
<b>ADAPTIVE / SPECIALIZED CHAIRS</b> .....	3
<b>ADAPTIVE / SPECIALIZED DESKS and TABLES</b> .....	6
<b>STANDING AIDS</b> .....	7
<b>Vertical Stander with (attached) Desk</b> .....	7
<b>Multi-stander - a 3-in-1 standing frame, to position child in a standing, prone, or supine position</b> .....	7
<b>WALKING AIDS and GAIT TRAINERS</b> .....	8
<b>STROLLERS</b> .....	9
<b>AIDS FOR DAILY LIVING</b> .....	10
<b>TRANSFER DEVICES</b> .....	10
<b>HOSPITAL BEDS, CRIBS, BASSINETTES, MATTRESSES, &amp; ACCESSORIES</b> .....	11
<b>BATHING and TOILETING ACCESSORIES</b> .....	12
<b>HARNESSES / IMMOBILIZERS / RESTRAINTS</b> .....	13
<b>POWER CHAIRS</b> .....	14




1 **NOTE:** ITEMS IN THIS CATALOG ARE NOT NECESSARILY IN STOCK – CALL TO CHECK AVAILABILITY.  
PHOTOS ARE FOR EXAMPLE ONLY. STYLE/BRAND OF AVAILABLE ITEMS MAY DIFFER.

## WHEELCHAIRS

**NOTE:** Wheelchairs must be properly sized for the child.

Consult with the child's doctor, nurse, OT, or PT for critical features and dimensions needed before contacting us.

MEM will do all it can to meet as many of the requirements as possible.

	<p><b>Pediatric Wheelchairs</b> A manual wheelchair can either be pushed by a caregiver or the user can propel themselves by hand using the large rear wheels.</p>
	<p><b>Pediatric Tilt-in-Place Wheelchair</b> A manual wheelchair with adjustable armrests, backrest, and push-bars that both reclines and tilts to in place accommodate the needs of an individual.</p>
	<p><b>Pediatric Transport Wheelchair</b> A lightweight wheelchair that is smaller and easier to move around and maneuver through smaller spaces. It is intended to be pushed by a caregiver because the small wheels do not allow the user to propel themselves.</p>

## ADAPTIVE / SPECIALIZED CHAIRS

**NOTE:** Chairs must be properly sized for the child.

Consult with the child's doctor, nurse, OT, or PT for critical features and dimensions needed before contacting us.

MEM will do all it can to meet as many of the requirements as possible.

	<p><b>Activity Chair (with regular base or with wheels and/or tilting base)</b> Seating systems that provide support and positioning to accommodate activities</p>
	<p><b>Adjustable Positioning Chair</b> It is an adaptive seating system appropriate for children who have mild, moderate, or severe physical limitations. Adjusting and/or adding and removing postural supports is simple, allowing the chair to easily grow with the child and adapt to their changing needs for support.</p>
	<p><b>Bolster Chair</b> These chairs allow users to attain proper pelvic positioning and trunk alignment.</p>

3 **NOTE:** ITEMS IN THIS CATALOG ARE NOT NECESSARILY IN STOCK – CALL TO CHECK AVAILABILITY.  
PHOTOS ARE FOR EXAMPLE ONLY. STYLE/BRAND OF AVAILABLE ITEMS MAY DIFFER.



### Jockey Seat Chairs

By opening the angle of the hips, the pelvis is neutrally positioned. With the pelvis neutral the natural S-curve of the spine can be maintained over time. All major joints in the lower extremities become centered, which promotes normal muscle tone and muscle length. The position gained from sitting on the saddle seat can prevent complications such as muscle contractures, hip pain and subluxations.



### Modular Seating Systems

Designed to provide a highly customizable seating system that better accommodates children and teens with a variety of postural requirements, supporting them through daily activities in nearly any setting.




### Multi-Positioning Seat

provides a seating solution that's perfect for anywhere. This special needs seat with footrest offers support to your child's sitting experience while sitting in almost any chair. The attachment strap allows you to use the seating system with any type of chair, bringing your child up to the table in any circumstance.

4 **NOTE:** ITEMS IN THIS CATALOG ARE NOT NECESSARILY IN STOCK – CALL TO CHECK AVAILABILITY. PHOTOS ARE FOR EXAMPLE ONLY. STYLE/BRAND OF AVAILABLE ITEMS MAY DIFFER.

	<p><b>High-Low Chair with Seat</b> – with pneumatic adjustment</p>
	<p><b>Highchairs</b> Optimal positioning with therapeutic seating is undeniably a crucial component to successful feeding.</p>
	<p><b>Anti-Thrust Chair</b> For children who are prone to rocking padded to protect child who rocks the anti-trust chair has padding in areas that will cushion the user to make the body more stable and posture more secure.</p>
	<p><b>Hip Spica Chair</b> Specific chair for children in a Hip Spica Cast</p>
	<p><b>Kinder Chair</b> Designed as an adjustable seat that can be used to help ensure the user is positioned properly while sitting, to improve posture</p>

5 **NOTE:** ITEMS IN THIS CATALOG ARE NOT NECESSARILY IN STOCK – CALL TO CHECK AVAILABILITY. PHOTOS ARE FOR EXAMPLE ONLY. STYLE/BRAND OF AVAILABLE ITEMS MAY DIFFER.



	<p><b>Chair Liner</b></p> <p>Soft-Touch Liner offers an affordable alternative to other seating systems. It eliminates the need to transport heavy seating systems. The contoured seat and back cushions promote good posture while sitting in a standard seating system for children with mild to moderate positioning needs.</p>
---	--

**ADAPTIVE / SPECIALIZED DESKS and TABLES**

**NOTE:** Tables must be properly sized for the child.

Consult with the child’s doctor, nurse, OT, or PT for critical features and dimensions needed before contacting us.

MEM will do all it can to meet as many of the requirements as possible.

	<p><b>Activity Table</b> – for activities and mealtime</p>
	<p><b>Tilting Table</b></p>

6 **NOTE:** ITEMS IN THIS CATALOG ARE NOT NECESSARILY IN STOCK – CALL TO CHECK AVAILABILITY. PHOTOS ARE FOR EXAMPLE ONLY. STYLE/BRAND OF AVAILABLE ITEMS MAY DIFFER.

## STANDING AIDS

Standers and standing aids enhance the quality of life for individuals with physical disabilities by integrating the special needs child into normal classroom, life, and leisure activities. Adaptive equipment places the user in an upright position, provides stimulation to the bones in the lower extremities, encourages head and trunk control, improves respiratory function and stimulates gastric motility.

**NOTE:** Standing Aids must be properly sized for the child.





Consult with the child’s doctor, nurse, OT, or PT for critical features and dimensions needed before contacting us.

MEM will do all it can to meet as many of the requirements as possible


	<p><b>Support Station</b></p>
	<p><b>Vertical Stander / Standing Frame</b></p>
	<p><b>Vertical Stander with (attached) Desk</b></p>
	<p><b>Multi-stander</b> - a 3-in-1 standing frame, to position child in a standing, prone, or supine position</p>

7 **NOTE:** ITEMS IN THIS CATALOG ARE NOT NECESSARILY IN STOCK – CALL TO CHECK AVAILABILITY. PHOTOS ARE FOR EXAMPLE ONLY. STYLE/BRAND OF AVAILABLE ITEMS MAY DIFFER.



	<p><b>Prone Stander</b> – supports child in prone, or forward-leaning, positions (face/torso somewhat downward)</p>
	<p><b>Prone Stander with (detached) Desk</b> – supports child in prone, or forward-leaning, positions (face/torso somewhat downward)</p>
	<p><b>Supine Stander</b> – provides support to weight-bearing muscles; child leans somewhat back in this device (face/torso somewhat upward)</p>
	<p><b>Supine Stander with (attached) Desk</b> – provides support to weight-bearing muscles; ; child leans somewhat back in this device (face/torso somewhat upward)</p>

**WALKING AIDS and GAIT TRAINERS**

	<p><b>Adapt-a-Walker</b></p>
---	------------------------------

8 **NOTE:** ITEMS IN THIS CATALOG ARE NOT NECESSARILY IN STOCK – CALL TO CHECK AVAILABILITY. PHOTOS ARE FOR EXAMPLE ONLY. STYLE/BRAND OF AVAILABLE ITEMS MAY DIFFER.



### **Gait Trainers**

Gait trainers are assistive devices similar to walkers, but have enough support to help children who may not be able to stand or walk without assistance. This allows children to achieve independent walking so that they can explore their environment without dependence on someone else.



### **Pediatric Walker Belt**

A gait belt is an assistive device used to help patients for safe handling and mobility.



### **Gait / Ambulation Belt**

A gait belt is an assistive device used to help patients for safe handling and mobility.



## **STROLLERS**







### **Special Needs Adaptive Strollers**



All these mobility products are different from commercially available baby strollers because they are designed specifically for individuals with special needs. They provide more postural support and more features to help keep the rider in proper postural alignment.

## AIDS FOR DAILY LIVING




	<p><b>Ergonomic Utensils</b></p> <p>Specialized utensils with a wider grip that allow individuals to eat more efficiently if they have trouble using their arms or hands</p>
	<p><b>Hand-to-Hand Mug</b></p>

## TRANSFER DEVICES

	<p><b>Pediatric Lifts</b></p> <p>A lift used to safely move an individual from one surface to another. The manual style is operated by a handle and hydraulic pump that moves the sling-bearing arm up and down. The electric style is equipped with a motor that powers the arm movement.</p>
	<p><b>Lift Slings/Full Body Slings</b></p> <p>Used in conjunction with a lift they support and allow movement of an individual from one place to another. Slings come in many forms and sizes.</p>
	<p><b>Transfer Belts</b></p> <p>used to assist patients with standing, sitting, and other activities. Numerous handgrips and an anti-slip surface reduce the risk of the belt slipping.</p>
	<p><b>Sheet Lift Aid</b></p> <p>a versatile lift sheet that facilitates the otherwise strenuous manual task of turning or repositioning a patient higher up in bed.</p>





	<p><b>Transfer Boards</b> A piece of equipment that helps transfer an individual from one surface to another as they slide across.</p>
	<p><b>Pediatric Full-body Sling, with thigh support</b></p>

**HOSPITAL BEDS, CRIBS, BASSINETTES, MATTRESSES, & ACCESSORIES**

	<p><b>SleepSafe Bed</b></p>
	<p><b>Mattresses for Crib &amp; Bassinette – standard, gel</b></p>
	<p><b>IV Pole for Crib / Bed</b></p>

11 **NOTE:** ITEMS IN THIS CATALOG ARE NOT NECESSARILY IN STOCK – CALL TO CHECK AVAILABILITY. PHOTOS ARE FOR EXAMPLE ONLY. STYLE/BRAND OF AVAILABLE ITEMS MAY DIFFER.



## BATHING and TOILETING ACCESSORIES

	<p><b>Pediatric Bath Chairs</b> A portable, lightweight and supportive seat for bathing.</p>
	<p><b>ROLLING SHOWER CHAIR</b> A rolling shower chair for easy access to bathing. It can be rolled out of the bathroom without the need to transfer the person on a wet surface</p>
	<p><b>Pediatric Bath Transfer Bench (and Commode)</b> An extra-long shower bench that is placed over the tub wall, allowing an individual to sit down in the chair while outside of the tub. The seat then slides the individual over into the tub. Seat may be closed or may be open to double as commode / facilitate cleansing.</p>
 <small>Shown with Accessories</small>	<p><b>Pediatric Hygiene and Toileting System</b> Versatile and adaptive, used over a toilet or as a mobile, freestanding toilet chair</p>

## HARNESSES / IMMOBILIZERS / RESTRAINTS

**NOTE:** These items should only be used when medically necessary. While these items are somewhat adjustable, consult medical professionals to determine proper size before calling us.

	<p><b>Pavlik-type Harness (to treat hip dysplasia)</b></p> <p>Pavlik harness is a soft splint. It is most commonly used for treating infants with developmental dysplasia of the hip (DDH). It helps keep the infant's hips and knees bent and the thighs spread apart. It can also help promote healing in babies with broken thighbones (femurs).</p>
	<p><b>Head Immobilizers / Immobilizer Blocks (with or without straps)</b></p>
	<p><b>Shoulder-to-Arm Immobilizer</b></p>

	<p><b>Wrist Immobilizer</b></p>
	<p><b>Restraint systems for seating</b></p>

**POWER CHAIRS**

**NOTE:** Powered Wheelchairs must be properly sized for the child.

Consult with the child’s doctor, nurse, OT, or PT for critical features and dimensions needed before contacting us.

MEM will do all it can to meet as many of the requirements as possible.